

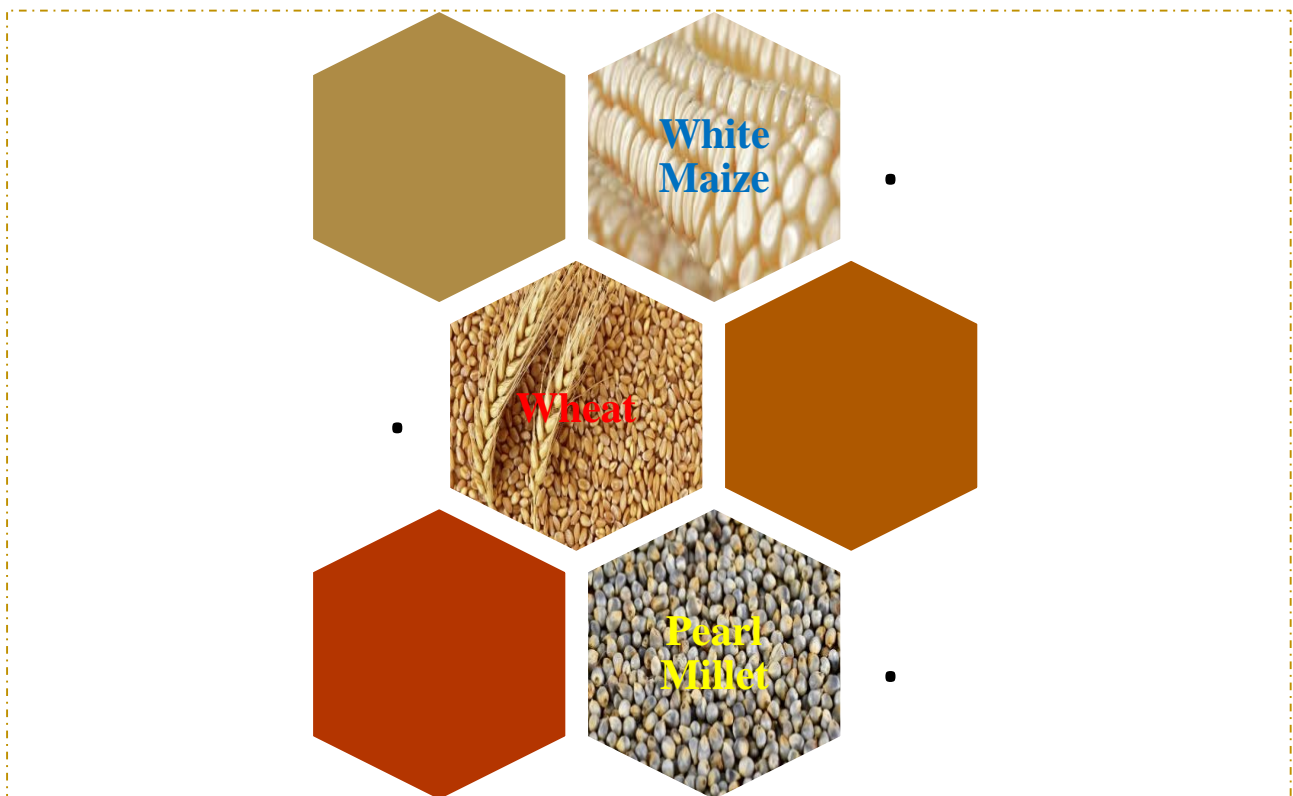


AGRONOMY AND HORTICULTURE MARKET DEVELOPMENT DIVISION

AGRONOMY MARKET DEVELOPMENT SUBDIVISION

GRAIN TRADE STATISTICS REPORT

01 APRIL 2020 TO 31 March 2021



1. INTRODUCTION

Namibia currently produces three staple grain crops only and these are: white maize, wheat and pearl millet (mahangu). These grain crops are currently gazetted as controlled agronomic crops, in line with Agronomic Industry act (AIA) 20 of 1992.

Despite the marketing mechanisms put in place to facilitate marketing and production of staple grain crops, Namibia remains a net import of grain (white maize, wheat and pearl millet) due to low local production, worsened by recurrent drought. White maize is annually imported from South Africa, while wheat is mainly imported from Russian Federation and South Africa, and mahangu is exclusively imported from India.

Due to a good harvest of both white maize and mahangu last year, borders were closed for importation of mahangu from 01 July 2020 to 9 February 2021, and white maize from 01 June to 19 October 2020. Close border periods are implemented by the NAB per annum to ensure producers can market their grains.

Due to insufficient local production of wheat, close border periods were not implemented during the reporting, however the NAB facilitated the marketing local wheat to millers, and the marketing season commenced on 01 October 2020 and ended on 31 January 2021.

Therefore, this report gives an overview of the volumes of white maize, wheat and mahangu grains imported and purchased locally by millers and silos during the period 01 April 2020 to 31 March 2021.



2. MONTHLY GRAIN TRADE VOLUMES

According to figure 1 below, it is clear that importation of white maize and wheat grains were higher than local purchases during the reporting period, whilst the imported tonnage for mahangu was as low as 15% of the total grain demand.

The biggest portion of the local white maize was marketed as from May to August 2020, and from July to October 2020 for mahangu.

The imports of mahangu only took place in April to June 2020 before the border closed and there were no imports for mahangu recorded since July 2020 to 31 March 2021.

The bulk of local production for wheat was marketed in November 2020 to January 2021.

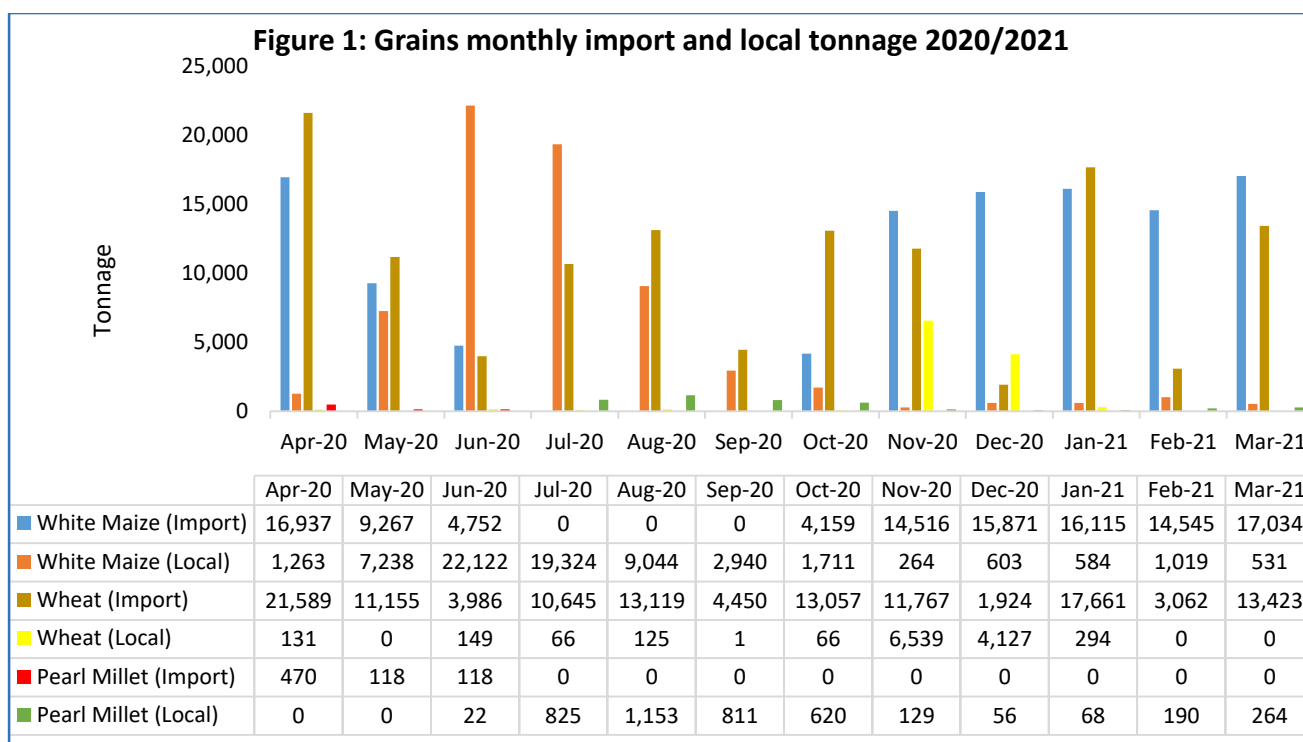


Figure 1: monthly grain imports and locally purchased volumes – 2020/2021.

3. TOTAL GRAIN TRADE VOLUMES

Figure 2 below indicates that, the total white maize grain demand by millers and silos for the reporting period stood at 179,838 tons, as at 31 March 2021, and of which 63 % (113,196 tons) was imported and 37% (66,642 tons) was locally sourced.

In terms of wheat grain, 92 % (125,838 tons) of the total domestic demand was imported from other countries and only 8% (11,498 tons) was sourced locally.

Furthermore, the total demand of pearl millet grain by millers and silos for the reporting period was 4,844 tons, and of which 15% (705 tons) was imported and 85% (4,139 tons) was locally sourced.

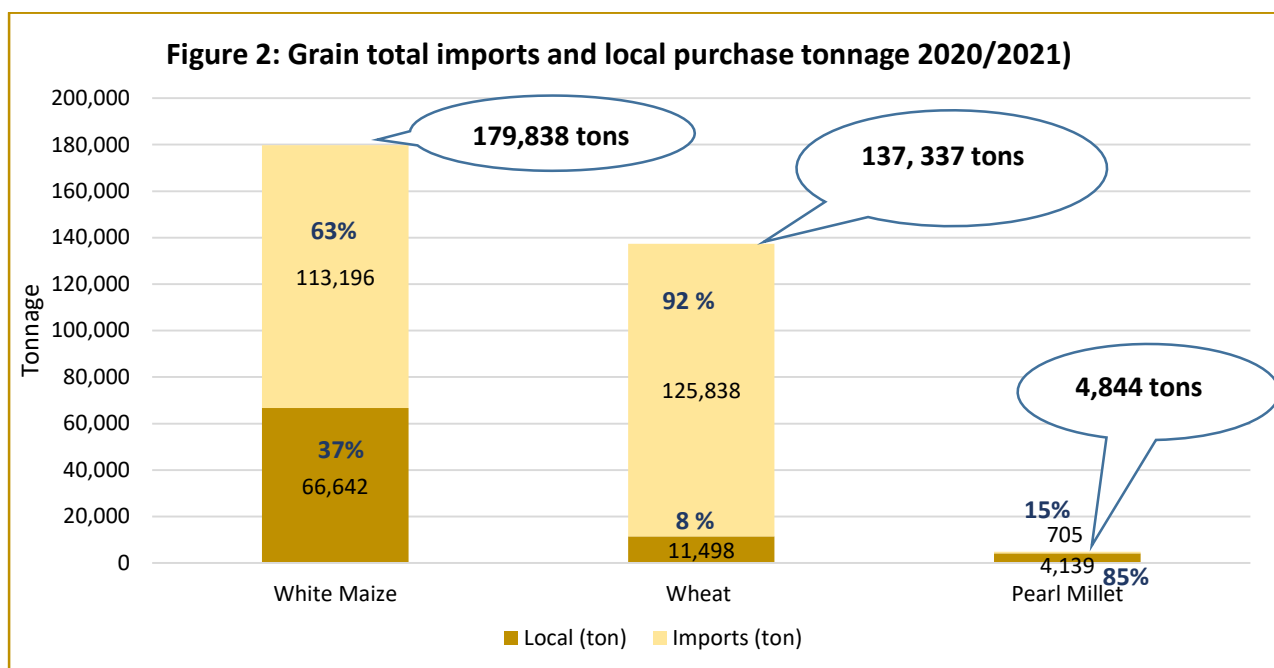


Figure 2: Total grain imports and local volumes for the period 2020/2021.

Table 1 above, clearly indicates that the total grains purchased locally stood at 82,279 tons (26%) and imports 239,739 tons (74%), resulting in total grains demand of 322,018 tons.

Table 1, Total grain imports and local share analysis for 2020/2021.

Grains Type	Local (ton)	Imports (ton)	Total	Local %	Import %
White Maize	66,642	113,196	179,838	37%	63%
Wheat	11,498	125,838	137,337	8%	92%
Pearl Millet	4,139	705	4,844	85%	15%
Total	82,279	239,739	322,018	26%	74%

4. DOMESTIC GRAINS DEMAND AND FLOOR PRICE TREND

4.1 Grains domestic demand trend (2011/2021 to 2020/2021).

Figure 3 show the total grains domestic demands between 2011/2012 to 2020/2021 which include both local production marketed and import tonnage.

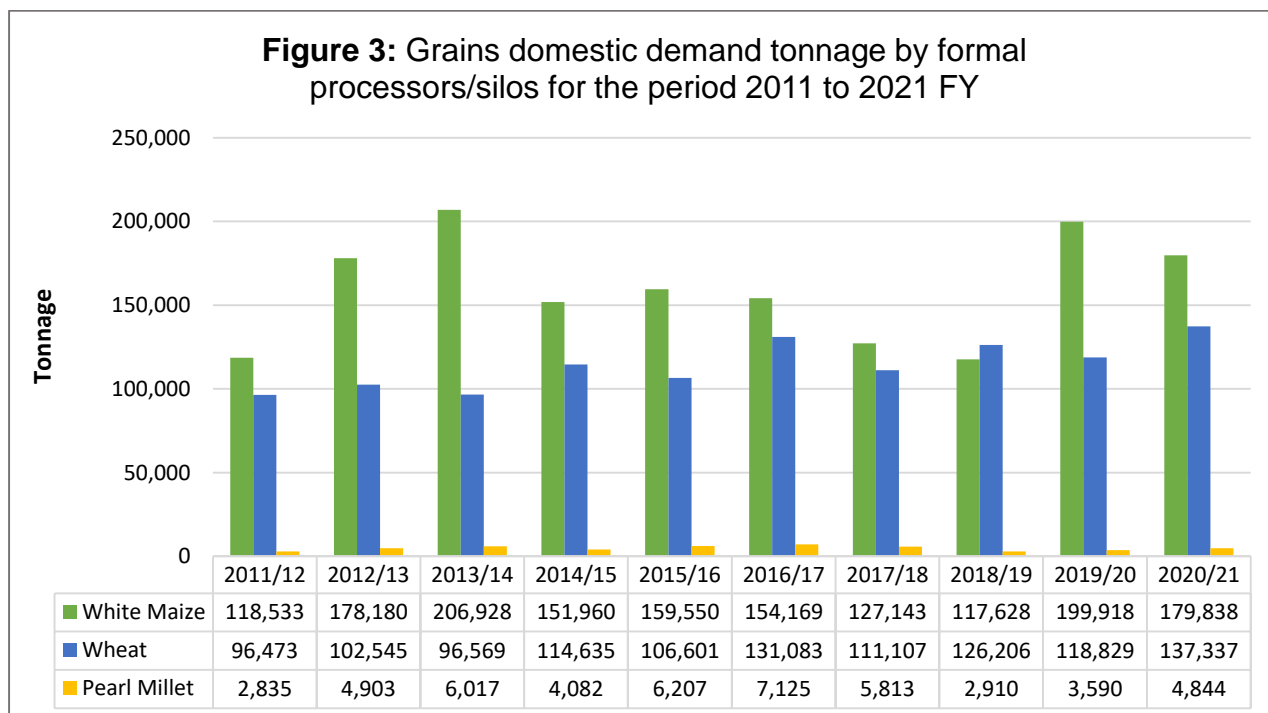


Figure 3: Grain domestic demand tonnage trend.

4.2 Grain domestic floor price trend

The floor price is simply the minimum price that a miller is required to pay a producer for the grains delivered at mill door. The white maize floor price staggers and increases every fortnight for both the Otjiwarongo Southwards (Windhoek) price and Otjiwarongo Northwards (Otavi).

On the other hand, the floor price for mahangu remains constant throughout the marketing season and it is determined based on commercial input production cost for the previous planting season. The floor price for mahangu for 2020 marketing season (July 2020 to February 2021) was **N\$ 4,988.50** per ton or N\$249.50 per 50kg bag, at mill door floor.

On the other hand, the minimum floor price for white maize was **N\$5,077** (Otavi floor price) and **N\$4,940** (Windhoek floor price). The 2020 marketing season for white maize commenced on 01 May 20 to 19 October 2020.

