



Butternuts



Cabbage



Gem Squash



Onions



Potatoes



Pumpkins



HORTICULTURE: VEGETABLE PRODUCTION FORECAST

REPORT NO. 1

FORECASTED PERIOD:

01 AUGUST TO 31 DECEMBER 2021

Agronomy and Horticulture Market Development Division
Horticulture Market Development Subdivision

Enquiries: Suoma Kashima

Cell: +264812484194

Email: Suoma.Kashima@nab.com.na

1. INTRODUCTION

Report no. 1, covers the local production forecast for the six (6) special controlled crops i.e. **Butternuts, Cabbage, Gem Squash, Onions, Potatoes and Pumpkins**. The production of the special controlled products is monitored by NAB and involves close border period whenever sufficient local production is expected, and it is implemented in line with the market share promotion scheme. The production forecast covers a period of five (5) months and it is updated on a monthly basis, while field verifications are carried out on a quarterly basis.

The special controlled products in this report are divided into the following categories: Inclusion and Exclusions: Inclusion involves all the specific sub- product types of special controlled products and can only be imported through the Special Import Permit during open border periods (see table 1). Exclusion involves sub-product type of special controlled products that does not form part of the special controlled product scheme and can be imported using the mixed fruits and vegetable import permit. The objective of the special controlled product scheme is to stimulate local production of horticultural products in Namibia, as a growth at home strategy implemented by the NAB.

Thus, this report discusses the production forecast per production area (table 2), availability of the expected crops per producer (table 3), tabulation (table 4) and graphical (figure 1 to 6) analysis for the expected production versus local demand for this reporting period.

Table 1: Show the inclusions and exclusions of the special controlled products.

Special Controlled Product	INCLUSIONS (Not allowed to be imported, only during open border period). Only imported through the special import permit during open border period.	EXCLUSIONS (Allowed to be imported with no restriction). Imported through mixed fruits and vegetable import permit.
1. Butternuts	All types, size groups and container sizes of fresh, chilled, Whole or Cut Butternut, except the "Exclusions".	Zebra Butternut and Baby Butternut. All frozen, dried, cooked and preserved Butternuts (Whole or Cut).
2. Cabbage	All types, size groups and container sizes of fresh, chilled, Whole or Cut Green Cabbage, except the "Exclusions".	Chinese cabbage, Baby Green Cabbage, Baby Red Cabbage, Mixed Baby Red & Green Cabbage, Large red cabbage, Savoy Cabbage. All frozen, dried, cooked and preserved Cabbage (Whole or Cut).
3. Gem Squash	All types, size groups and container size of fresh, chilled, Whole or Cut Gem Squash, except the "Exclusions".	All frozen, dried, cooked and preserved Gem Squash (Whole or Cut).
4. Onions	All types, size groups and container sizes of fresh, chilled, Whole or Cut Onion, except the "Exclusions".	White Salad Onions and Red Onions. All frozen, dried, cooked and preserved Onions (Whole or Cut).
5. Potatoes	All types, size groups and container sizes of fresh, chilled, Whole or Cut Potato Irish, except the "Exclusions".	Washed white "loose sell" and / or "pre-pack" types of potato; Washed baby potato. Red fleshed potatoes. All frozen, dried, cooked and preserved Irish Potato (Whole or Cut).
6. Pumpkins	All types, size groups and container size of fresh, chilled, whole or cut pumpkins, except the "Exclusions".	All frozen, dried, cooked and preserved pumpkin. All decorative types of pumpkin.

Source: NAB, 2021

Whole: any fresh fruit or vegetable that have not been altered from its original form.

Cut: any fresh fruit or vegetable that has been physically altered from its original form, but remains in a fresh state.

Dried: any Fresh fruit or vegetable that have been dried or dehydrated, either whole or in pieces/cuts.

Frozen: any fresh fruits or vegetables that have had their temperature reduced and maintained to below their freezing point.

Chilled: any fresh fruit or vegetable with the temperature reduced to around 0°C without the products being frozen.

Cooked: Refers to fruit and vegetables that are cooked by steaming or boiling in water, either whole or in pieces/cuts.

Preserved: Refers to fresh fruit and vegetables soaked in brine or vinegar, or other liquids, either whole or in pieces/cuts.

2. PRODUCTION FORECAST PER AREA

Tables 2 below shows the total expected tonnage, yield and hectares of crops to be harvested during the forecasted period.

PRODUCTION PER CROP, PER AREA FOR THE PERIOD: 01 August to 31 December 2021+B3:P22B3:P28B3:P34B3:P39B4B3:P17B3:P34B3:P28B3:P34B3:P39B3:Q39B4B3:P1														
Numbers in the table below represents tonnage													Last updated: 25 July	
PRODUCTION AREAS	Special controlled and monitored crops	Aug-21			Sep-21		Oct-21		Nov-21		Dec-21		Total (for the 5 months period)	
		01-15 Aug 21 Local	16-31 Aug 21 Local	01-31 Aug 21 Export	Local	Export	Local	Export	Local	Export	Local	Export	Yield	Ha to be harvested
ZAMBEZI REGION	Butternuts	0.00	0.00	0.00	0.00	0.00	0.00	0.00	0.00	0.00	0.00	0.00	0.00	0.00
	Cabbage	12.10	25.05	0.00	23.04	0.00	13.26	0.00	3.40	0.00	0.00	0.00	76.84	2.31
	Gem squash	0.00	0.00	0.00	0.00	0.00	0.00	0.00	0.00	0.00	0.00	0.00	0.00	0.00
	Onions	2.77	2.10	0.00	27.23	0.00	12.96	0.00	0.00	0.00	0.00	0.00	45.06	2.10
	Pumpkins	0.69	0.64	0.00	0.00	0.00	0.00	0.00	0.00	0.00	0.00	0.00	1.33	0.03
KAVANGO REGIONS	Butternuts	3.15	3.23	0.00	11.48	0.00	7.65	0.00	0.00	0.00	0.00	0.00	25.50	2.00
	Cabbage	41.31	46.01	0.00	49.54	0.00	25.50	0.00	0.00	0.00	0.00	0.00	162.36	5.51
	Gem squash	0.00	0.00	0.00	0.00	0.00	0.00	0.00	0.00	0.00	0.00	0.00	0.00	0.00
	Onions	180.03	172.98	0.00	16.58	0.00	25.54	0.00	88.95	0.00	10.37	0.00	494.45	15.85
	Potatoes	170.00	42.50	0.00	0.00	0.00	0.00	0.00	0.00	0.00	0.00	0.00	212.50	10.00
NORTH CENTRAL	Butternuts	0.00	0.00	0.00	0.00	0.00	0.00	0.00	0.00	0.00	0.00	0.00	0.00	0.00
	Cabbage	21.72	21.59	0.00	71.49	0.00	5.95	0.00	0.00	0.00	0.00	0.00	120.74	6.82
	Gem squash	43.52	144.18	0.00	245.23	0.00	17.55	0.00	0.00	0.00	8.50	0.00	458.97	12.87
	Onions	5.53	11.14	0.00	5.78	0.00	0.00	0.00	0.00	0.00	0.00	0.00	22.44	2.25
	Pumpkins	0.51	14.03	0.00	38.68	0.00	24.31	0.00	25.08	0.00	0.00	0.00	102.60	7.58
KARSTLAND	Butternuts	0.00	0.00	0.00	46.07	0.00	3.40	0.00	0.00	0.00	0.00	0.00	49.47	3.60
	Cabbage	12.75	23.38	0.00	23.38	0.00	0.00	0.00	0.00	0.00	0.00	0.00	59.50	2.50
	Gem squash	96.90	186.15	0.00	168.73	0.00	79.05	0.00	0.00	0.00	0.00	0.00	530.83	12.92
	Onions	0.00	0.00	0.00	0.00	0.00	0.00	0.00	0.00	0.00	0.00	0.00	0.00	0.00
	Potatoes	675.33	779.88	306.00	293.25	51.00	178.50	0.00	1086.30	0.00	153.00	0.00	3523.25	82.40
CENTRAL	Butternuts	1616.70	1748.45	0.00	531.25	0.00	711.45	0.00	297.50	0.00	51.00	0.00	4956.35	124.30
	Cabbage	12.75	12.75	0.00	0.00	0.00	0.00	0.00	0.00	0.00	0.00	0.00	25.50	1.00
	Gem squash	2.55	0.00	0.00	0.00	0.00	0.00	0.00	0.00	0.00	0.00	0.00	2.55	0.08
	Onions	200.18	130.05	0.00	123.25	0.00	0.00	0.00	0.00	0.00	0.00	0.00	453.48	10.23
	Potatoes	0.00	0.00	0.00	0.00	0.00	0.00	0.00	0.00	0.00	0.00	0.00	0.00	0.00
SOUTH AND ORANGE RIVER	Butternuts	121.55	237.15	656.20	513.40	571.20	153.00	571.20	119.00	571.20	0.00	0.00	3513.90	66.00
	Cabbage	280.50	0.00	0.00	0.00	0.00	0.00	0.00	0.00	0.00	0.00	0.00	280.50	6.00
	Gem squash	14.45	8.50	0.00	0.00	0.00	0.00	0.00	0.00	0.00	0.00	0.00	22.95	0.75
	Onions	95.29	78.29	32.13	259.42	32.13	255.85	0.00	170.85	0.00	0.00	0.00	923.95	30.46
	Pumpkins	167.88	156.83	38.25	106.25	0.00	38.25	0.00	38.25	0.00	0.00	0.00	545.70	11.01
Total expected production tonnage per crop per month	Butternuts	1.28	1.28	23.80	2.55	22.95	2.55	22.95	0.00	0.00	0.00	0.00	77.35	3.00
	Cabbage	22.10	47.77	0.00	23.38	0.00	52.70	0.00	0.00	0.00	59.50	0.00	205.45	5.30
	Gem Squash	19.98	14.88	0.00	0.00	0.00	0.00	0.00	0.00	0.00	0.00	0.00	34.85	0.80
	Onions	135	126	32	366	32	269	0	171	0	0	0	1132	42
	Potatoes	562	688	38	716	0	174	0	42	0	9	0	2228	55
Pumpkins	7	12	24	8	23	3	23	0	0	0	0	100	5	

Source: NAB, 2021

3. AVAILABILITY OF THE EXPECTED CROPS PER PRODUCERS

Table 3 shows availability of the expected special controlled crops per area, per producer. This table further shows that during the forecasted period, cabbage will be expected to be available in all production areas. Traders are thus advised to contact these producers to place their orders.










































Table 3: THE FIVE MONTHS EXPECTED AVAILABILITY CALENDAR FOR THE SPECIAL CONTROLLED CROPS (Butternuts, Cabbage, Gem squash, Onions, Potatoes and Pumpkins)																																					
KEY : BUTTERNUT =  CABBAGE =  GEM SQUASH =  ONION =  POTATO =  PUMPKIN = 																																					
PERIOD: 01 August to 31 December 2021 Last updated: 19 July 2021																																					
Contact Person	Target Market			01-15 Aug 2021						16-31 Aug 2021						Sep-21					Oct-21					Nov-21					Dec-21						
	Local Informal	Local Formal	Export	Butternuts	Cabbage	Gem Squash	Onions	Potatoes	Pumpkins	Butternuts	Cabbage	Gem Squash	Onions	Potatoes	Pumpkins	Butternuts	Cabbage	Gem Squash	Onions	Potatoes	Pumpkins	Butternuts	Cabbage	Gem Squash	Onions	Potatoes	Pumpkins	Butternuts	Cabbage	Gem Squash	Onions	Potatoes	Pumpkins				
ZAMBEZI																																					
1	Benedict Musialike	√	√																																		
2	Bernard M. Silwabubi	√	√																																		
3	Bernard Sitali	√	√																																		
4	Bether Maswahu	√	√																																		
5	Clemens Makumbi	√	√																																		
6	Clement Mulyokela	√	√																																		
7	David Muluti	√	√																																		
8	Davis Mushitu	√	√																																		
9	Elina Kalundu	√	√																																		
10	Eustace Mujohn	√	√																																		
11	Fabian Sisamu	√	√																																		
12	Fidelis Mbeha	√	√																																		
13	George Nalisa	√	√																																		
14	Hidden Kabula	√	√																																		
15	Lucious Chataa	√	√																																		
16	Moddest Kakula	√	√																																		
17	Molly M. Mulife	√	√																																		
18	Mwiya Annoscah	√	√																																		
19	Nanvula Lilungwe	√	√																																		
20	Petrus Ntjamba	√	√																																		
21	Rector Mutelo	√	√																																		
22	Regina Mayumbelo	√	√																																		
23	Richard Nyambe	√	√																																		
24	Simasiku Songah	√	√																																		

Table 3 continues...

KAVANGO																									
Contact Person		Local Informal	Local Formal	Export	01-15 Aug 2021				16-31 Aug 2021				Sep-21			Oct-21			Nov-21			Dec-21			
1	Agnes Kudumo	√	√																						
2	Andrew Kashera	√	√																						
3	Annamarie Shipapo	√	√																						
4	Augustinus Poroto	√	√																						
5	Auleria Aron	√	√																						
6	Eunike Andreas	√	√																						
7	Floris Smith	√	√																						
8	Henrick Locke	√	√																						
9	Johannes Hamutenya	√	√																						
10	Juakina Andreas	√	√																						
11	Laurentia Nkandanga	√	√																						
12	Nangolo Henock Katanga	√	√																						
13	Ndongalinena GSIP (SSF)	√	√																						
14	Raphael Kampanza	√	√																						
15	Shandikongoro GSIP (SSF)	√	√																						
16	Sikondo GSIP (Commercial)	√	√																						
17	Thadeus Mushambe	√	√																						
18	Theresia Ambrosius	√	√																						
19	Thikusho Manfred	√	√																						
20	Virginia Mukoya	√	√																						

NORTH CENTRAL																										
Contact Person		Local Informal	Local Formal	Export	01-15 Aug 2021				16-31 Aug 2021				Sep-21			Oct-21			Nov-21			Dec-21				
1	Abner Negonga	√	√																							
2	Albertus Viljoen	√	√																							
3	Andreas Ashimbanga	√	√																							
4	Andreas Shihepo	√	√																							
5	Elifas Nuuyoma	√	√																							
6	Elise Awino	√	√																							
7	Emilie Naunyango	√	√																							
8	Epafras Hilengwa	√	√																							
9	Erastus Mumbala	√	√																							
10	Erick Shikongo	√	√																							

Table 3 continues...

KARSTLAND																						
Contact Person		Local Informant	Local Form	Export	01-15 Aug 2021			16-31 Aug 2021			Sep-21			Oct-21			Nov-21			Dec-21		
1	Alfeus Angola	√	√																			
2	Cobus Coetzee	√	√	√																		
3	C.J von Mollendorff	√	√	√																		
4	Daster Edson	√	√																			
5	Dawid Bisschoff	√	√																			
6	De Wet Steven Robinson	√	√																			
7	Eandro Lottering	√	√	√																		
8	Elke Naude	√	√																			
9	Elizabeth & Erick van Druten	√	√																			
10	Etuna Nashima	√	√																			
11	Fanuel Uugwanga	√	√																			
12	Fillemon Gabriel	√	√																			
13	Gero Hirsch	√	√																			
14	Gerrit Cilliers	√	√																			
15	H. van Eeden	√	√	√																		
16	Hendrik Grobbelaar	√	√																			
17	Hennie Kruger	√	√	√																		
18	J.A Cloete	√	√																			
19	Jan Cronje	√	√	√																		
20	Jan Keyser	√	√	√																		
21	JM van der Merwe (Hansie)	√	√	√																		
22	LM Potgieter	√	√																			
23	Louis Smit	√	√	√																		
24	Louis Du Plessis	√	√	√																		
25	Ludie Kolver	√	√																			
26	Mark von Maltzahl	√	√																			
27	Ndelitungapo Ndaitwah	√	√																			
28	Neels van der Merwe	√	√																			
29	Paulus Halwoodi Andreas	√	√																			
30	Pendafule Hellao	√	√																			
31	Peter Kawana	√	√																			
32	Peter T. Erasmus	√	√																			
33	Phelep Pendukeni	√	√																			
34	Theopauline Ruiter	√	√																			
35	Uaraa Maambokere	√	√																			
35	Veiccoh Nghiwete	√	√																			

Table 3 continues...

CENTRAL																										
Contact Person		Local inform	Local Formal	Export	01-15 Aug 2021					16-31 Aug 2021					Sep-21			Oct-21			Nov-21			Dec-21		
1	Bertus Pretorius	✓	✓																							
2	Christie Labuschagne	✓	✓																							
3	Danie Marais	✓	✓																							
4	Erenfriede Mbaha	✓	✓																							
5	Grace Katjuene	✓	✓																							
6	Johannes M. van Helsdingen	✓	✓																							
7	Johannes Meyer	✓	✓																							
8	Ludie Kolver	✓	✓	✓																						
9	MKR Clandara	✓	✓																							
10	Mushwena Roy	✓	✓																							
11	Sem Tangeni Nepando	✓	✓																							
12	Stefan Gaugler	✓	✓																							
13	Stenly Mcloud	✓	✓	✓																						

SOUTH AND ORANGE RIVER																										
Contact Person		Local inform	Local Formal	Export	01-15 Aug 2021					16-31 Aug 2021					Sep-21			Oct-21			Nov-21			Dec-21		
1	Abe Olivier	✓	✓																							
2	Alisa Nghikwena	✓	✓																							
3	Charl Van Rensburg	✓	✓																							
4	Given Bock	✓	✓																							
5	G.F. Janse van Rensburg	✓	✓																							
6	Hendrik Berg	✓	✓																							
7	Hentie van Dyk	✓	✓																							
8	Herman van Dyk	✓	✓																							
9	Hoekes van Niekerk	✓	✓																							
10	Isack Tadeus	✓	✓																							
11	Jean Roux	✓	✓																							
12	Johan Roux	✓	✓																							
13	Jones Nghishimwe	✓	✓																							
14	Loius Louw	✓	✓																							
15	Nico van Derwe	✓	✓																							
16	Rudi Kotze	✓	✓																							

Note: Producers not listed herein, it is either because they will not harvest any of the six (6) special controlled products or they did not provide their production data for this reporting period.

Kindly note that, producers who wash potatoes in Namibia includes: Lourens Le Grange in Kavango; Cobus Coetzee, Hannes Arangies, Hansie van der Merwe, Jan Keyser and Loui Smit in the Karst while in central there is Ludie Kolver and Etienne Jooste. All other producers supplies unwashed or brushed potatoes

Source: NAB, 2021

4. EXPECTED PRODUCTION VS DEMAND ANALYSIS

4.1 TABULATION ANALYSIS

Table 4 below shows that, the total tonnage expected for butternuts, cabbage, onions and pumpkins will be sufficient to satisfy the domestic market during the special permit period for 01 - 31 August 2021. **The forecast figures further** shows that, potato production volume is highest in the first two weeks and relatively low in the last two weeks of August.

Table 4: ANALYSIS OF THE EXPECTED TONNAGE FOR DOMESTIC MARKET VERSUS AVERAGE DOMESTIC DEMAND								
Numbers in this table represents tonnage					Last updated: 25 July 2021			
Special Controlled Crops	Expected Surplus or Shortage	01-15 Aug 2021	16-31 Aug 2021	Sep-21	Oct-21	Nov-21	Dec-21	Total
Butternuts	Expected for domestic market	135	126	366	269	171	0	933
	Average domestic demand	92	92	184	184	184	184	829
	Surplus / shortage	43	34	181	85	-13	-184	103
Cabbage	Expected for domestic market	562	688	716	174	42	9	1628
	Average domestic demand	103	103	205	205	205	205	923
	Surplus / shortage	459	586	511	-31	-163	-197	705
Gem Squash	Expected for domestic market	7	12	8	3	0	0	23
	Average domestic demand	21	21	41	41	41	41	187
	Surplus / shortage	-14	-8	-33	-39	-41	-41	-163
Onions	Expected for domestic market	980	1206	889	394	1319	163	3972
	Average domestic demand	323	323	646	646	646	646	2908
	Surplus / shortage	657	883	243	-252	673	-483	1064
Potatoes	Expected for domestic market	2067	1791	531	711	298	51	3382
	Average domestic demand	1,914	1914	3827	3827	3827	3827	17222
	Surplus / shortage	154	-123	-3296	-3116	-3530	-3776	-13840
Pumpkins	Expected for domestic market	48	37	46	3	0	0	134
	Average domestic demand	23	23	46	46	46	46	231
	Surplus / shortage	25	14	0	-43	-46	-46	-97

Source: NAB, 2021

4.2 GRAPHICAL ANALYSIS

Figure 1, 2, 4, and 6 below shows that the projected production tonnage for butternuts, cabbage, onions and pumpkins reserved for local market is expected to be sufficient during 01 – 31 August 2021. Whereas, **figure 5** shows that potatoes will sufficient in the first two weeks and insufficient in the last two weeks of the August month.



Figure 1: Butternuts production tonnage expected for local and export markets, versus average domestic demand for the period - 01 August to 31 December 2021 (Subjected to monthly changes)

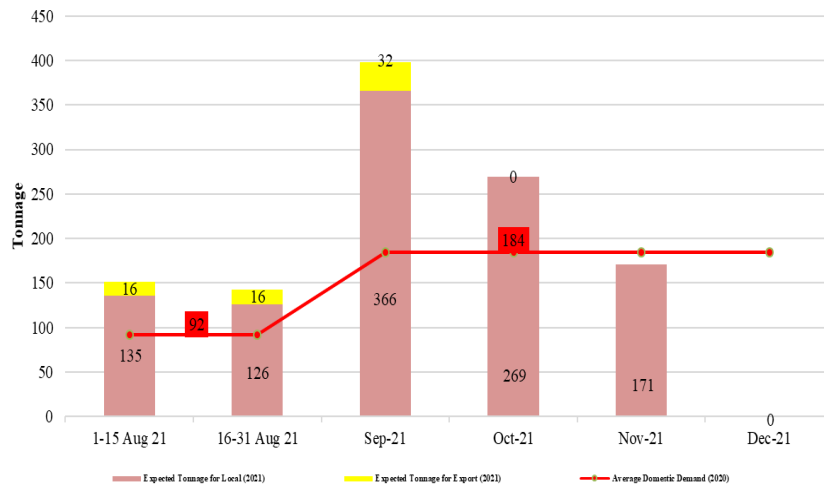


Figure 2: Cabbage production tonnage expected for local and export markets, versus average domestic demand for the period - 01 August to 31 December 2021 (Subjected to monthly changes)

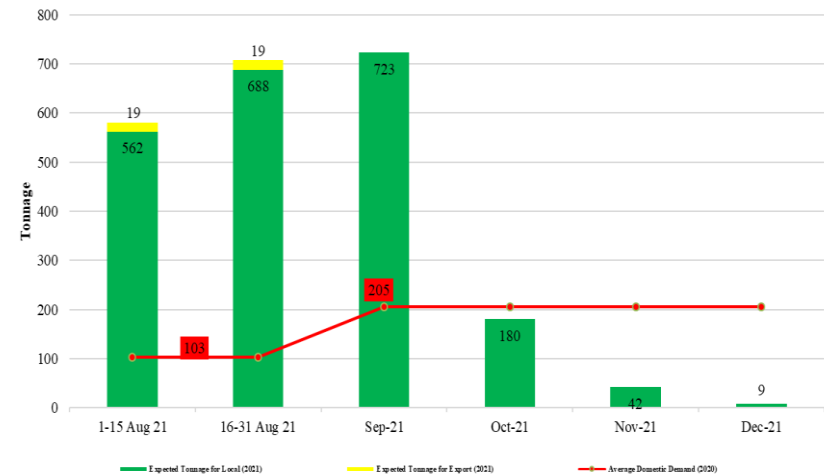


Figure 3: Gem Squash production tonnage expected for local and export markets, versus average domestic demand for the period - 01 August to 31 December 2021 (Subjected to monthly changes)

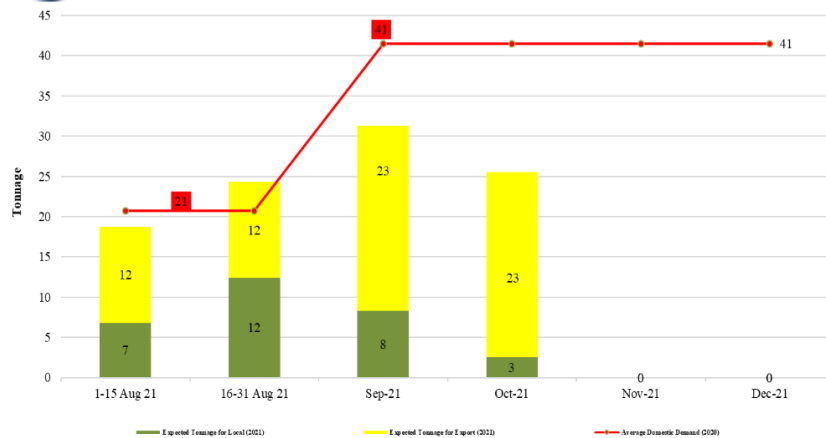


Figure 4: Onions production tonnage expected for the local and export markets, versus average domestic demand for the period - 01 August to 31 December 2021 (subjected to monthly changes)

