



Butternuts



Cabbage



Gem Squash



Onions



Potatoes



Pumpkins



HORTICULTURE: VEGETABLE PRODUCTION FORECAST

REPORT NO. 1

FORECASTED PERIOD:

01 NOVEMBER 2021 TO 31 MARCH 2022

Agronomy and Horticulture Market Development Division
Horticulture Market Development Subdivision

Enquiries: Paulina Mubiana

Cell: +264813003320

Email: Paulina.Mubiana@nab.com.na

1. INTRODUCTION

Report no. 1, covers the local production forecast for **the six (6) special controlled crops** i.e. **Butternuts, Cabbage, Gem Squash, Onions, Potatoes and Pumpkins**. The production of the special controlled products is monitored by NAB and involves close border period whenever sufficient local production is expected, and it is implemented in line with the market share promotion scheme. The production forecast covers a period of five (5) months and it is updated on a monthly basis, while field verifications are carried out on a quarterly basis.

The special controlled products in this report are divided into the following categories: Inclusion and Exclusions: Inclusion involves all the specific sub- product types of special controlled products and can only be imported through the Special Import Permit during open border periods (see table 1). Exclusion involves sub-product type of special controlled products that does not form part of the special controlled product scheme and can be imported using the mixed fruits and vegetable import permit. The objective of the special controlled product scheme is to stimulate local production of horticultural products in Namibia, as a growth at home strategy implemented by the NAB.

Thus, this report discusses the production forecast per production area (table 2), availability of the expected crops per producer (table 3), tabulation (table 4) and graphical (figure 1 to 6) analysis for the expected production versus local demand for this reporting period.

Table 1: Show the inclusions and exclusions of the special controlled products.

Special Controlled Product	INCLUSIONS (Not allowed to be imported, only during open border period). Only imported through the special import permit during open border period.	EXCLUSIONS (Allowed to be imported with no restriction). Imported through mixed fruits and vegetable import permit.
1. Butternuts	All types, size groups and container sizes of fresh, chilled, Whole or Cut Butternut, except the "Exclusions".	Zebra Butternut and Baby Butternut. All frozen, dried, cooked and preserved Butternuts (Whole or Cut).
2. Cabbage	All types, size groups and container sizes of fresh, chilled, Whole or Cut Green Cabbage, except the "Exclusions".	Chinese cabbage, Baby Green Cabbage, Baby Red Cabbage, Mixed Baby Red & Green Cabbage, Large red cabbage, Savoy Cabbage. All frozen, dried, cooked and preserved Cabbage (Whole or Cut).
3. Gem Squash	All types, size groups and container size of fresh, chilled, Whole or Cut Gem Squash, except the "Exclusions".	All frozen, dried, cooked and preserved Gem Squash (Whole or Cut).
4. Onions	All types, size groups and container sizes of fresh, chilled, Whole or Cut Onion, except the "Exclusions".	White Salad Onions and Red Onions. All frozen, dried, cooked and preserved Onions (Whole or Cut).
5. Potatoes	All types, size groups and container sizes of fresh, chilled, Whole or Cut Potato Irish, except the "Exclusions".	Washed white "loose sell" and / or "pre-pack" types of potato; Washed baby potato. Red fleshed potatoes. All frozen, dried, cooked and preserved Irish Potato (Whole or Cut).
6. Pumpkins	All types, size groups and container size of fresh, chilled, whole or cut pumpkins, except the "Exclusions".	All frozen, dried, cooked and preserved pumpkin. All decorative types of pumpkin.

Source: NAB, 2021

Whole: any fresh fruit or vegetable that have not been altered from its original form.

Cut: any fresh fruit or vegetable that has been physically altered from its original form, but remains in a fresh state.

Dried: any Fresh fruit or vegetable that have been dried or dehydrated, either whole or in pieces/cuts.

Frozen: any fresh fruits or vegetables that have had their temperature reduced and maintained to below their freezing point.

Chilled: any fresh fruit or vegetable with the temperature reduced to around 0°C without the products being frozen.

Cooked: Refers to fruit and vegetables that are cooked by steaming or boiling in water, either whole or in pieces/cuts.

Preserved: Refers to fresh fruit and vegetables soaked in brine or vinegar, or other liquids, either whole or in pieces/cuts.

2. PRODUCTION FORECAST PER AREA

Tables 2 below shows the total expected tonnage, yield and hectares of crops to be harvested during this reporting period.

Table 2: FIVE MONTHS EXPECTED PRODUCTION PER CROP, PER AREA FOR THE PERIOD: 01 November 2021 to 31 March 2022														
Numbers in the table below represents tonnage													Last updated: 20 October 2021	
PRODUCTION AREAS	Special controlled and monitored crops	Nov-21			Dec-21		Jan-22		Feb-22		Mar-22		Total (for the 5 months period)	
		01-15 Nov 21 Local	16-30 Nov 21 Local	01-30 Nov 21 Export	Local	Export	Local	Export	Local	Export	Local	Export	Yield	Ha to be harvested
ZAMBEZI REGION	Butternuts	0.31	9.66	0.00	14.25	0.00	0.61	0.00	0.00	0.00	0.00	0.00	24.83	1.01
	Cabbage	17.01	23.44	0.00	3.45	0.00	12.92	0.00	5.10	0.00	0.00	0.00	61.92	1.59
	Gem squash	0.00	0.00	0.00	0.00	0.00	0.00	0.00	0.00	0.00	0.00	0.00	0.00	0.00
	Onions	3.73	3.93	0.00	3.83	0.00	2.55	0.00	0.00	0.00	0.00	0.00	14.03	0.60
	Pumpkins	1.08	1.10	0.00	1.63	0.00	1.11	0.00	0.00	0.00	0.00	0.00	4.91	0.13
KAVANGO REGIONS	Butternuts	5.96	27.79	0.00	39.64	0.00	2.24	0.00	0.00	0.00	0.00	0.00	75.62	5.93
	Cabbage	57.38	57.67	0.00	38.25	0.00	0.00	0.00	0.00	0.00	0.00	0.00	153.31	5.54
	Gem squash	0.34	0.43	0.00	0.00	0.00	0.00	0.00	0.00	0.00	0.00	0.00	0.77	0.06
	Onions	207.52	213.44	0.00	54.03	0.00	4.97	0.00	0.00	0.00	0.00	0.00	479.97	16.28
	Potatoes	0.00	0.00	0.00	0.00	0.00	0.00	0.00	0.00	0.00	0.00	0.00	0.00	0.00
	Pumpkins	0.00	3.40	0.00	95.20	0.00	85.00	0.00	0.00	0.00	0.00	0.00	183.60	5.40
NORTH CENTRAL	Butternuts	48.71	61.97	0.00	64.81	0.00	56.95	0.00	12.75	0.00	0.00	0.00	245.18	15.82
	Cabbage	147.05	168.30	0.00	323.00	0.00	80.75	0.00	0.00	0.00	0.00	0.00	719.10	20.67
	Gem squash	0.00	2.98	0.00	6.80	0.00	8.50	0.00	0.00	0.00	0.00	0.00	18.28	1.20
	Onions	34.43	31.03	0.00	19.13	0.00	0.00	0.00	0.00	0.00	0.00	0.00	84.58	5.62
	Pumpkins	5.53	7.23	0.00	0.00	0.00	0.00	0.00	0.00	0.00	0.00	0.00	12.75	0.50
KARSTLAND	Butternuts	0.00	0.00	0.00	224.61	0.00	123.25	0.00	73.95	0.00	65.45	0.00	487.26	26.06
	Cabbage	333.20	378.25	0.00	721.65	0.00	401.20	0.00	167.45	0.00	127.50	0.00	2129.25	41.20
	Gem squash	0.00	0.00	0.00	4.25	0.00	4.25	0.00	0.00	0.00	0.00	0.00	8.50	0.50
	Onions	654.93	748.43	153.00	481.95	85.00	297.50	0.00	0.00	0.00	0.00	0.00	2420.80	80.32
	Potatoes	255.00	943.50	0.00	1876.38	0.00	477.70	0.00	255.00	0.00	0.00	0.00	3807.58	108.75
	Pumpkins	2.55	7.65	0.00	44.20	0.00	61.20	0.00	39.95	0.00	22.95	0.00	178.50	5.75
CENTRAL	Butternuts	0.00	5.10	0.00	80.75	0.00	8.50	0.00	0.00	0.00	0.00	0.00	94.35	3.65
	Cabbage	110.08	232.90	0.00	481.10	0.00	153.00	0.00	119.00	0.00	119.00	0.00	1215.08	22.80
	Gem squash	12.75	12.75	0.00	0.00	0.00	0.00	0.00	0.00	0.00	0.00	0.00	25.50	1.00
	Onions	527.00	484.50	0.00	432.65	0.00	17.00	0.00	0.00	0.00	0.00	0.00	1461.15	29.80
	Potatoes	0.00	0.00	0.00	1433.95	0.00	0.00	0.00	0.00	0.00	0.00	0.00	1433.95	37.50
	Pumpkins	2.98	3.40	0.00	102.00	0.00	0.00	0.00	0.00	0.00	0.00	0.00	108.38	3.15
SOUTH AND ORANGE RIVER	Butternuts	13.60	59.50	0.00	38.25	0.00	25.50	0.00	25.50	0.00	25.50	0.00	187.85	7.20
	Cabbage	81.26	34.00	0.00	46.75	0.00	0.00	0.00	0.00	0.00	0.00	0.00	162.01	4.72
	Gem squash	0.00	25.50	0.00	45.48	0.00	25.50	0.00	25.50	0.00	25.50	0.00	147.48	4.48
	Onions	48.45	48.45	0.00	134.47	0.00	121.55	0.00	64.18	0.00	51.00	0.00	468.10	14.18
	Pumpkins	0.00	0.00	0.00	125.80	0.00	68.00	0.00	0.00	0.00	38.25	0.00	232.05	6.20
Total expected production tonnage per crop per month	Butternuts	69	164	0	462	0	217	0	112	0	91	0	1115	60
	Cabbage	746	895	0	1614	0	648	0	292	0	247	0	4441	97
	Gem Squash	13	42	0	57	0	38	0	26	0	26	0	201	7
	Onions	1428	1481	153	992	85	322	0	0	0	0	0	4461	133
	Potatoes	255	944	0	3310	0	478	0	255	0	0	0	5242	146
	Pumpkins	12	23	0	369	0	215	0	40	0	61	0	720	21

Source: NAB, 2021

3. AVAILABILITY OF THE EXPECTED CROPS PER PRODUCERS

Table 3 shows availability of the expected **special controlled crops** per area, per producer. This table further shows that during the forecasted period, cabbage and onions are expected to be available in all production areas. Traders are thus advised to contact producers listed in a table below to place their orders.


















































Table 3: THE FIVE MONTHS EXPECTED AVAILABILITY CALENDAR FOR THE SPECIAL CONTROLLED CROPS (Butternuts, Cabbage, Gem squash, Onions, Potatoes and Pumpkins)																																													
KEY : BUTTERNUT =  CABBAGE =  GEM SQUASH =  ONION =  POTATO =  PUMPKIN = 																																													
PERIOD: 01 November 2021 to 31 March 2022Last updated: 20 October 2021																																													
Contact Person		Target Market			01-15 Nov 2021						16-30 Nov 2021						Dec-21						Jan-22						Feb-22						Mar-22										
		Local Informal	Local Formal	Export	Butternuts	Cabbage	Gem Squash	Onions	Potatoes	Pumpkins	Butternuts	Cabbage	Gem Squash	Onions	Potatoes	Pumpkins	Butternuts	Cabbage	Gem Squash	Onions	Potatoes	Pumpkins	Butternuts	Cabbage	Gem Squash	Onions	Potatoes	Pumpkins	Butternuts	Cabbage	Gem Squash	Onions	Potatoes	Pumpkins	Butternuts	Cabbage	Gem Squash	Onions	Potatoes	Pumpkins					
ZAMBEZI																																													
1	Benedict Musialike	✓	✓																																										
2	Bernard Sitali	✓	✓																																										
3	Clemens Makumbi	✓	✓																																										
4	Clement Mulyokela	✓	✓																																										
5	David Muluti	✓	✓																																										
6	Eustance Mujohn	✓	✓																																										
7	Gabriel Nyambe	✓	✓																																										
8	George Nalisa	✓	✓																																										
9	Hans Matiti	✓	✓																																										
10	Hidden Kabula	✓	✓																																										
11	Jonathan Kamwi	✓	✓																																										
12	Moddest Kakula	✓	✓																																										
13	Morgen Saisa	✓	✓																																										
14	Raphael Kachana	✓	✓																																										
15	Rector Mutelo	✓	✓																																										
16	Reginah Mayumbelo	✓	✓																																										
17	Richard Kambinda (ZVTC)	✓	✓																																										










































Table 3 continues...

KAVANGO																																		
Contact Person		Local informal	local Formal	Export	01-15 Nov 2021					16-30 Nov 2021					Dec-21					Jan-22					Feb-22					Mar-22				
1	Agatha Muronga	√	√																															
2	Agnes Kudumo	√	√																															
3	Alvisia Shitemo	√	√																															
4	Annastacia Fulai	√	√																															
5	Augustinus Poroto	√	√																															
6	Christine Ndara	√	√																															
7	Cornelius Haingura	√	√																															
8	Eleoteria Kapepo	√	√																															
9	Elizabeth Johannes	√	√																															
10	Felismina Kaumba	√	√																															
11	Floris Smith	√	√																															
12	Hakusembe Leevi Hamatwi	√	√																															
13	Henrick Locke	√	√																															
14	Johanna Salomo	√	√																															
15	Johannes Haufiku	√	√																															
16	Juakina Andreas	√	√																															
17	Kasiku Ihemba	√	√																															
18	Kayombe Jao	√	√																															
19	Laurentia Nkandanga	√	√																															
20	Magdalena Simuketa	√	√																															
21	Maria Augusto	√	√																															
22	Maria Magdalena Wihanga	√	√																															
23	Ndongalinena GSIP	√	√																															
24	Ndongalinena GSIP (SSF)	√	√																															
25	Prosper M	√	√																															
26	Raphael Kampanza	√	√																															
27	Reino Siwoko	√	√																															
28	Rosa Musenge	√	√																															
29	Sakeus Josef	√	√																															
30	Sallome Haingura	√	√																															
31	Shandikongoro GSIP (SSF)	√	√																															
32	Theresia Ambrosius	√	√																															
33	Wilhelm Ndungula	√	√																															
34	Zotile Maseko	√	√																															

Table 3 continues...

NORTH CENTRAL																																
Contact Person		Local Informal	Local Formal	Export	01-15 Nov 2021				16-30 Nov 2021				Dec-21				Jan-22				Feb-22				Mar-22							
1	Abisai Amashili	✓	✓																													
2	Albertus Viljoen	✓	✓																													
3	Andreas Ashimbanga	✓	✓																													
4	Andreas Shilomboleni	✓	✓																													
5	Assery Moses	✓	✓																													
6	Elifas Keendjele	✓	✓																													
7	Elifas Nuuyoma	✓	✓																													
8	Elise Auino	✓	✓																													
9	Emilie Marais	✓	✓																													
10	Emilie Naunyango	✓	✓																													
11	Epafras Hilengwa	✓	✓																													
12	Erastus Mumbala	✓	✓																													
13	Etunda GSIP (Small & medium)	✓	✓																													
14	Eugene Eugene	✓	✓																													
15	Foibe Ipinge	✓	✓																													
16	Hiskia Hambiya	✓	✓																													
17	Host Iipumbu	✓	✓																													
18	Immanuel Hambiya	✓	✓																													
19	Immanuel Nafele	✓	✓																													
20	Ismael Kapuka	✓	✓																													
21	J. Steyn	✓	✓																													
22	Johannes Naindjala	✓	✓																													
23	Junias Mwafekelange	✓	✓																													
24	Karlos Shinohamba	✓	✓																													
25	Michael Shiningamwe	✓	✓																													
26	Moses Shambwila	✓	✓																													
27	Noa Hanyanya	✓	✓																													
28	Paulus Amutenya	✓	✓																													
29	Paulus Kapuka	✓	✓																													
30	Paulus Titus	✓	✓																													
31	Petrus Matheus	✓	✓																													
32	Phillipus Ipinge	✓	✓																													

Table 3 continues...

7	Magnus Kurz	√	√																																																																																																																																																
---	-------------	---	---	--	---	---	---	---	---	---	---	---	---	---	---	---	--	---	---	---	---	---	---	---	---	---	---	---	---	---	---	---	---	---	---	---	---	---	---	---	---	---	---	---	---	---	---	---	---	---	---	---	---	---	---	---	---	---	---	---	---	---	---	---	---	---	---	---	---	---	---	---	---	---	---	---	---	---	---	---	---	---	---	---	---	---	---	---	---	---	---	---	---	---	---	---	---	---	---	---	---	---	---	---	---	---	---	---	---	---	---	---	---	---	---	---	---	---	---	---	---	---	---	---	---	---	---	---	---	---	---	---	---	---	---	---	---	---	---	---	---	---	---	---	---	---	--

[illegible]

Kindly note that, producers who wash potatoes in Namibia includes: Lourens Le Grange in Kavango; Cobus Coetzee, Hannes Arangies, Hansie van der Merwe, Jan Keyser and Loui Smit in the Karst while in central there is Ludie Kolver and Etienne Jooste. All other producers supplies unwashed or brushed potatoes

Source: NAB, 2021

4. EXPECTED PRODUCTION VS DEMAND ANALYSIS

4.1 TABULATION ANALYSIS

Table 4 below shows that, the total tonnage expected for cabbage and onions will be sufficient to satisfy the domestic market in November 2021. **Table 4** further shows that; potatoes and pumpkins are forecasted to be insufficient for the domestic demand in November 2021.

Table 4: ANALYSIS OF THE EXPECTED TONNAGE FOR DOMESTIC MARKET VERSUS AVERAGE DOMESTIC DEMAND								
Numbers in this table represents tonnage					Last updated: 20 October 2021			
Special Controlled Crops	Expected Surplus or Shortage	01-15 Nov 2021	16-30 Nov 2021	Dec-21	Jan-22	Feb-22	Mar-22	Total
Butternuts	Expected for domestic market	69	164	462	217	112	91	1047
	Average domestic demand	76	76	152	152	152	152	686
	Surplus / shortage	-8	88	310	65	-40	-61	361
Cabbage	Expected for domestic market	746	895	1614	648	292	247	3695
	Average domestic demand	153	153	306	306	306	306	1379
	Surplus / shortage	593	741	1308	341	-15	-60	2316
Gem Squash	Expected for domestic market	13	42	57	38	26	26	187
	Average domestic demand	15	15	30	30	30	30	135
	Surplus / shortage	-2	27	27	8	-4	-4	53
Onions	Expected for domestic market	1428	1481	992	322	0	0	2795
	Average domestic demand	378	378	755	755	755	755	3399
	Surplus / shortage	1050	1104	236	-433	-755	-755	-604
Potatoes	Expected for domestic market	255	944	3310	478	255	0	4987
	Average domestic demand	2,086	2086	4172	4172	4172	4172	18775
	Surplus / shortage	-1831	-1143	-862	-3694	-3917	-4172	-13788
Pumpkins	Expected for domestic market	12	23	369	215	40	61	720
	Average domestic demand	28	28	56	56	56	56	282
	Surplus / shortage	-16	-5	312	159	-17	5	438

Source: NAB, 2021

4.2 GRAPHICAL ANALYSIS

Graphical analysis shows the domestic production tonnage expected for the local and export markets as well as the average domestic demand. **Figure 2 and 4** below shows that the projected production tonnage for cabbage and onions reserved for local market is expected to be sufficient in November 2021. Whereas, **figure 1 and 3** shows that butternuts and gem squash are expected to be insufficient in the first two weeks of November 2021.



Figure 1: Butternuts production tonnage expected for local and export markets, versus average domestic demand for the period - 01 November 2021 to 31 March 2022 (Subjected to monthly changes)

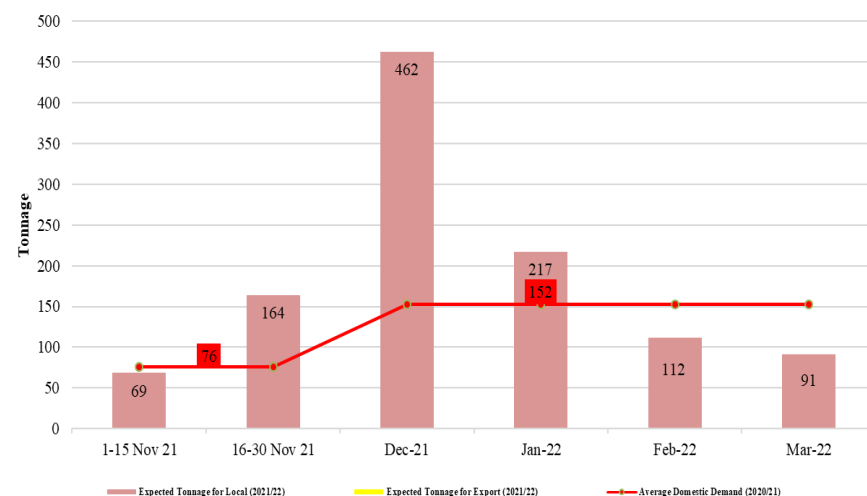


Figure 2: Cabbage production tonnage expected for local and export markets, versus average domestic demand for the period - 01 November 2021 to 31 March 2022 (Subjected to monthly changes)

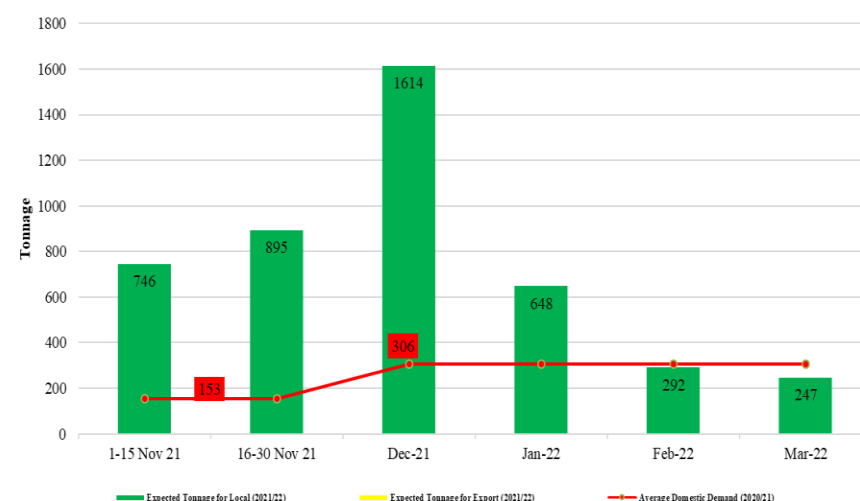


Figure 3: Gem Squash production tonnage expected for local and export markets, versus average domestic demand for the period - 01 November 2021 to 31 March 2022 (Subjected to monthly changes)

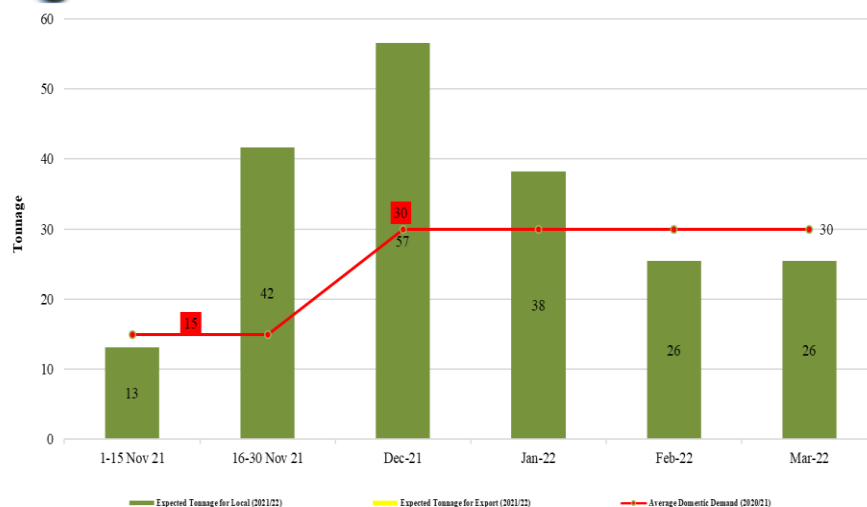
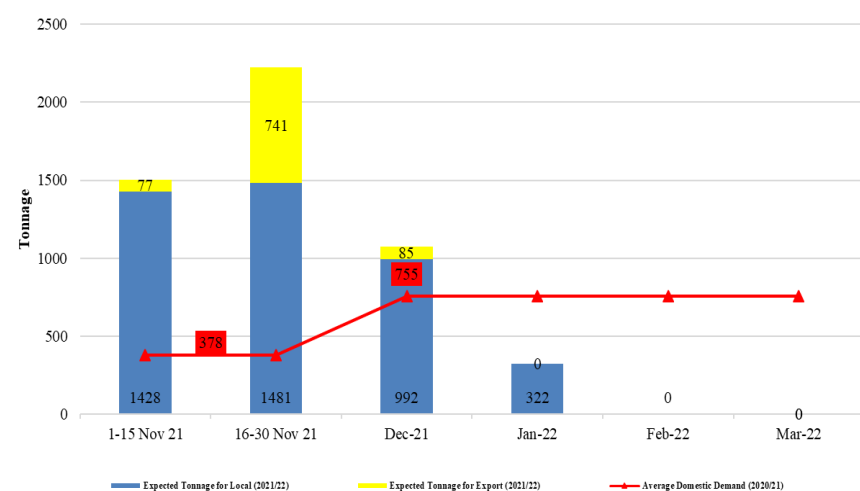


Figure 4: Onions production tonnage expected for the local and export markets, versus average domestic demand for the period - 01 November 2021 to 31 March 2022 (subjected to monthly changes)



Graphical analysis figures continue...

