



Butternuts



Cabbage



Gem Squash



Onions



Potatoes



Pumpkins



Garlic



---

## HORTICULTURE: VEGETABLE PRODUCTION FORECAST

### REPORT NO. 1

---

**FORECASTED PERIOD:**

**01 JANUARY TO 31 MAY 2022**

**Agronomy and Horticulture Market Development Division**  
**Horticulture Market Development Subdivision**

Enquiries: Paulina Mubiana

Cell: +264813003320

Email: [Paulina.Mubiana@nab.com.na](mailto:Paulina.Mubiana@nab.com.na)

## 1. INTRODUCTION

**Report no. 1**, covers the local production forecast for **the six (6) special controlled crops** i.e. **Butternuts, Cabbage, Gem Squash, Onions, Potatoes and Pumpkins**. This report also cover **garlic** as a **monitored crop**. The production of the special controlled products is monitored by NAB and involves close border period whenever sufficient local production is expected, and it is implemented in line with the market share promotion scheme. The production forecast covers a period of five (5) months and it is updated on a monthly basis, while field verifications are carried out on a quarterly basis. The special controlled products in this report are divided into the following categories: Inclusion and Exclusions: Inclusion involves all the specific sub- product types of special controlled products and can only be imported through the Special Import Permit during open border periods (see table 1). Exclusion involves sub-product type of special controlled products that does not form part of the special controlled product scheme and can be imported using the mixed fruits and vegetable import permit. The objective of the special controlled product scheme is to stimulate local production of horticultural products in Namibia, as a growth at home strategy implemented by the NAB. Thus, this report discusses the production forecast per production area (table 2), availability of the expected crops per producer (table 3), tabulation (table 4) and graphical (figure 1 to 6) analysis for the expected production versus local demand for this reporting period.

**Table 1:** Show the inclusions and exclusions of the special controlled products.

Special Controlled Product	INCLUSIONS (Not allowed to be imported, only during open border period). Only imported through the special import permit during open border period.	EXCLUSIONS (Allowed to be imported with no restriction). Imported through mixed fruits and vegetable import permit.
1. Butternuts	All types, size groups and container sizes of fresh, chilled, Whole or Cut Butternut, except the “Exclusions”.	Zebra Butternut and Baby Butternut. All frozen, dried, cooked and preserved Butternuts (Whole or Cut).
2. Cabbage	All types, size groups and container sizes of fresh, chilled, Whole or Cut Green Cabbage, except the “Exclusions”.	Chinese cabbage, Baby Green Cabbage, Baby Red Cabbage, Mixed Baby Red & Green Cabbage, Large red cabbage, Savoy Cabbage. All frozen, dried, cooked and preserved Cabbage (Whole or Cut).
3. Gem Squash	All types, size groups and container size of fresh, chilled, Whole or Cut Gem Squash, except the “Exclusions”.	All frozen, dried, cooked and preserved Gem Squash (Whole or Cut).
4. Onions	All types, size groups and container sizes of fresh, chilled, Whole or Cut Onion, except the “Exclusions”.	White Salad Onions and Red Onions. All frozen, dried, cooked and preserved Onions (Whole or Cut).
5. Potatoes	All types, size groups and container sizes of fresh, chilled, Whole or Cut Potato Irish, except the “Exclusions”.	Washed white “loose sell” and / or “pre-pack” types of potato; Washed baby potato. Red fleshed potatoes. All frozen, dried, cooked and preserved Irish Potato (Whole or Cut).
6. Pumpkins	All types, size groups and container size of fresh, chilled, whole or cut pumpkins, except the “Exclusions”.	All frozen, dried, cooked and preserved pumpkin. All decorative types of pumpkin.

Source: NAB, 2021

**Whole:** any fresh fruit or vegetable that have not been altered from its original form.

**Cut:** any fresh fruit or vegetable that has been physically altered from its original form, but remains in a fresh state.

**Dried:** any Fresh fruit or vegetable that have been dried or dehydrated, either whole or in pieces/cuts.

**Frozen:** any fresh fruits or vegetables that have had their temperature reduced and maintained to below their freezing point.

**Chilled:** any fresh fruit or vegetable with the temperature reduced to around 0°C without the products being frozen.

**Cooked:** Refers to fruit and vegetables that are cooked by steaming or boiling in water, either whole or in pieces/cuts.

**Preserved:** Refers to fresh fruit and vegetables soaked in brine or vinegar, or other liquids, either whole or in pieces/cuts.

## 2. PRODUCTION FORECAST PER AREA

Tables 2 below shows the total expected tonnage, yield and hectares of crops to be harvested during this reporting period.

Table 2: FIVE MONTHS EXPECTED PRODUCTION PER CROP, PER AREA FOR THE PERIOD: 01 January to 31 May 2022														
Numbers in the table below represents tonnage													Last updated: 19 December 2021	
PRODUCTION AREAS	Special controlled and monitored crops	Jan-22			Feb-22		Mar-22		Apr-22		May-22		Total (for the 5 months period)	
		01-15 Jan 22 Local	16-31 Jan 22 Local	01-31 Jan 22 Export	Local	Export	Local	Export	Local	Export	Local	Export	Yield	Ha to be harvested
ZAMBEZI REGION	Butternuts	0.14	4.08	0.00	7.06	0.00	0.00	0.00	0.00	0.00	0.00	0.00	11.27	0.81
	Cabbage	0.77	16.15	0.00	18.32	0.00	10.20	0.00	0.00	0.00	0.00	0.00	45.43	1.14
	Gem squash	0.00	0.00	0.00	0.00	0.00	0.00	0.00	0.00	0.00	0.00	0.00	0.00	0.00
	Onions	0.08	0.00	0.00	0.00	0.00	1.70	0.00	0.00	0.00	0.00	0.00	1.78	0.10
	Pumpkins	0.00	11.90	0.00	14.88	0.00	0.00	0.00	0.00	0.00	0.00	0.00	26.78	0.45
KAVANGO REGIONS	Butternuts	7.44	8.20	0.00	0.00	0.00	31.88	0.00	0.00	0.00	0.00	0.00	47.52	3.73
	Cabbage	1.28	1.28	0.00	0.00	0.00	28.90	0.00	0.00	0.00	0.00	0.00	31.45	0.90
	Gem squash	0.00	0.00	0.00	0.00	0.00	0.00	0.00	0.00	0.00	0.00	0.00	0.00	0.00
	Onions	10.24	9.44	0.00	0.00	0.00	0.00	0.00	0.00	0.00	0.00	0.00	19.68	0.68
	Potatoes	212.50	212.50	0.00	0.00	0.00	0.00	0.00	0.00	0.00	0.00	0.00	425.00	10.00
NORTH CENTRAL	Butternuts	23.72	47.60	0.00	55.25	0.00	17.00	0.00	0.00	0.00	0.00	0.00	143.57	8.46
	Cabbage	45.48	45.48	0.00	14.88	0.00	2.55	0.00	0.00	0.00	0.00	0.00	108.38	3.48
	Gem squash	0.00	0.00	0.00	14.45	0.00	10.20	0.00	0.00	0.00	0.00	0.00	24.65	0.25
	Onions	4.68	4.25	0.00	0.00	0.00	0.00	0.00	0.00	0.00	0.00	0.00	8.93	0.55
	Pumpkins	0.00	0.00	0.00	12.75	0.00	12.75	0.00	0.00	0.00	0.00	0.00	25.50	1.00
KARSTLAND	Butternuts	115.52	127.93	0.00	39.95	0.00	48.45	0.00	31.45	0.00	31.45	0.00	394.74	18.93
	Cabbage	93.93	121.98	0.00	171.70	0.00	179.35	0.00	153.85	0.00	179.35	0.00	900.15	17.70
	Gem squash	0.00	0.00	0.00	0.00	0.00	0.00	0.00	0.00	0.00	0.00	0.00	0.00	0.00
	Onions	312.38	312.38	0.00	0.00	0.00	0.00	0.00	0.00	0.00	0.00	0.00	624.75	15.25
	Potatoes	0.00	0.00	0.00	0.00	0.00	0.00	0.00	1198.50	0.00	476.00	0.00	1674.50	45.00
CENTRAL	Butternuts	11.48	42.08	0.00	42.50	0.00	51.00	0.00	0.00	0.00	0.00	0.00	147.05	5.55
	Cabbage	85.00	118.15	0.00	161.50	0.00	144.50	0.00	59.50	0.00	59.50	0.00	628.15	12.50
	Gem squash	6.80	5.95	0.00	0.00	0.00	0.00	0.00	0.00	0.00	0.00	0.00	12.75	0.50
	Onions	3.83	3.83	0.00	3.40	0.00	0.00	0.00	0.00	0.00	0.00	0.00	11.05	0.55
	Potatoes	425.00	425.00	0.00	425.00	0.00	425.00	0.00	0.00	0.00	0.00	0.00	1700.00	50.00
SOUTH AND ORANGE RIVER	Butternuts	24.65	26.35	0.00	0.00	0.00	0.00	0.00	0.00	0.00	0.00	0.00	51.00	2.00
	Cabbage	10.20	10.20	0.00	0.00	0.00	0.00	0.00	0.00	0.00	0.00	0.00	20.40	0.50
	Gem squash	14.88	13.18	0.00	5.10	0.00	5.10	0.00	5.10	0.00	5.10	0.00	48.45	2.95
	Onions	98.60	75.65	0.00	109.65	0.00	0.00	0.00	0.00	0.00	0.00	0.00	283.90	8.05
	Pumpkins	36.55	39.95	0.00	0.00	0.00	0.00	0.00	0.00	0.00	0.00	0.00	76.50	2.00
Total expected production tonnage per crop per month	Butternuts	183	256	0	145	0	148	0	31	0	31	0	795	39
	Cabbage	237	313	0	366	0	366	0	213	0	239	0	1734	36
	Gem Squash	22	19	0	20	0	15	0	5	0	5	0	86	4
	Onions	331	330	0	3	0	2	0	0	0	0	0	666	17
	Potatoes	638	638	0	425	0	425	0	1199	0	476	0	3800	105
	Pumpkins	191	175	0	120	0	87	0	23	0	9	0	605	17
Garlic		24	0	6	0	5	0	5	0	0	0	40	5.75	

Source: NAB, 2021

### 3. AVAILABILITY OF THE EXPECTED CROPS PER PRODUCERS

Table 3A shows availability of the expected special controlled crops per area, per producer. This table further shows that during the forecasted period, butternuts and cabbage are expected to be available in all production areas. Traders are thus advised to contact producers listed in a table below to place their orders.







































Table 3A: THE FIVE MONTHS EXPECTED AVAILABILITY CALENDAR FOR THE SPECIAL CONTROLLED CROPS (Butternuts, Cabbage, Gem squash, Onions, Potatoes and Pumpkins)																																				
KEY : BUTTERNUT =  CABBAGE =  GEM SQUASH =  ONION =  POTATO =  PUMPKIN = 																																				
PERIOD: 01 January to 31 May 2022 <span style="float: right;">Last updated: 19 December 2021</span>																																				
Contact Person	Target Market			01-15 Jan 2022						16-31 Jan 2022						Feb-22					Mar-22					Apr-22					May-22					
	Local Informal	Local Formal	Export	Butternuts	Cabbage	Gem Squash	Onions	Potatoes	Pumpkins	Butternuts	Cabbage	Gem Squash	Onions	Potatoes	Pumpkins	Butternuts	Cabbage	Gem Squash	Onions	Potatoes	Pumpkins	Butternuts	Cabbage	Gem Squash	Onions	Potatoes	Pumpkins	Butternuts	Cabbage	Gem Squash	Onions	Potatoes	Pumpkins			
<b>ZAMBEZI</b>																																				
1	√	√																																		
2	√	√																																		
3	√	√																																		
4	√	√																																		
5	√	√																																		
6	√	√																																		
7	√	√																																		
8	√	√																																		
<b>KAVANGO</b>																																				
Contact Person	Local Informal	Local Formal	Export	01-15 Jan 2022						16-31 Jan 2022						Feb-22					Mar-22					Apr-22					May-22					
1	√	√																																		
2	√	√																																		
3	√	√																																		
4	√	√																																		
5	√	√																																		
6	√	√																																		
7	√	√																																		
8	√	√																																		
9	√	√																																		

Table 3A continues...

NORTH CENTRAL																													
Contact Person		Local informal	local Formal	Export	01-15 Jan 2022				16-31 Jan 2022				Feb-22			Mar-22			Apr-22			May-22							
1	Abisai Amashili	√	√																										
2	Abner Negonga	√	√																										
3	Albertus Viljoen	√	√																										
4	Andreas Shihepo	√	√																										
5	Elifas Keendjele	√	√																										
6	Emilie Naunyango	√	√																										
7	Erastus Mumbala	√	√																										
8	Etunda GSIP (Small & medium)	√	√																										
9	Horst K lipumbu	√	√																										
10	Ismael Kapuka	√	√																										
11	J. Steyn	√	√																										
12	Johannes Naindjala	√	√																										
13	Junias Mwafekelange	√	√																										
14	Karoline Paavo	√	√																										
15	Michael Shiningamwe	√	√																										
16	Moses Shambwila	√	√																										
17	Paulus Amutenya	√	√																										
18	Paulus Kapia	√	√																										
19	Paulus Kapuka	√	√																										
20	Paulus Titus	√	√																										
21	Petrus Matheus	√	√																										
22	Shapaka Katangala	√	√																										
23	Shetuuka Shetuuka	√	√																										
24	Sylvanus Naunyango	√	√																										
25	Tangeni T. Negonga	√	√																										
26	Tarcisius Shingundu	√	√																										
27	Vaino Shikongo	√	√																										
28	Veiko Imalwa	√	√																										

Table 3A continues...












































































KARSTLAND																															
Contact Person		Local informal	Local Formal	Export	01-15 Jan 2022				16-31 Jan 2022				Feb-22			Mar-22			Apr-22			May-22									
1	C. D Shifotoka	√	√																												
2	Christiaan Barry	√	√																												
3	Dawid Bisschoff	√	√																												
4	De Wet Steven Robinson	√	√																												
5	Elizabeth & Erick van Druuten	√	√																												
6	Elizabeth Nekundi	√	√																												
7	Etuna Nashima	√	√																												
8	Francois Robbertse	√	√	√																											
9	Gerhard Sachse	√	√																												
10	Gerrit Cilliers	√	√																												
11	Hannes Swanepoel	√	√																												
12	Jan Cronje	√	√	√																											
13	Johan E. van der Merwe	√	√																												
14	John Shaetonodi	√	√																												
15	Juliana Gericke	√	√																												
16	Liza and Jan van der Merwe	√	√																												
17	Louis Smit	√	√	√																											
18	Ludie Kolver	√	√																												
19	Magano Kapia	√	√																												
20	Mark von Maltzahl	√	√																												
21	Munyaradzi Murwira	√	√																												
22	N. Neliwa and L. Ndjadila	√	√																												
23	Ndinelago Tshiguuo	√	√																												
24	Neels van der Merwe	√	√																												
25	Olavi Hamutumwa	√	√																												
26	Pendafule Hellao	√	√																												
27	Peter Kawana	√	√																												
28	P.T. Erasmus	√	√																												
29	Phelep Pendukeni	√	√																												
30	Willem Shali	√	√	√																											

Table 3A continues...

CENTRAL																										
NAME OF PRODUCER		Local informal	Local Formal	Export	01-15 Jan 2022				16-31 Jan 2022				Feb-22			Mar-22			Apr-22			May-22				
1	Bertus Pretorius	√	√																							
2	Hagen Horstmark	√	√																							
3	Johannes Meyer	√	√																							
4	Lothar Kollimitz	√	√																							
5	Ludie Kolver	√	√	√																						
6	Magnus Kurz	√	√																							
7	Martha Alweendo	√	√																							
8	MKR Clandara	√	√																							
9	Mushena Roy	√	√																							
10	Sem Tangeni Nepando	√	√																							
11	Stefan Gaugler	√	√																							
















SOUTH AND ORANGE RIVER																										
NAME OF PRODUCER		Local informal	Local Formal	Export	01-15 Jan 2022				16-31 Jan 2022				Feb-22			Mar-22			Apr-22			May-22				
1	Burger J. Harmse	√	√																							
2	Charl Van Rensburg	√	√																							
3	Hendrik Berg	√	√																							
4	Hentie van Dyk	√	√																							
5	Herman van Dyk	√	√																							
6	Johan Roux	√	√																							
7	Jean Roux	√	√																							
8	Jimmy O kennedy	√	√																							
9	Loius Louw	√	√																							
10	Ulrich Schneider	√	√																							
11	Rudi Kotze	√	√																							
12	Zirk Jansen	√	√																							

**Note:** Producers not listed herein, it is either because they will not harvest any of the six (6) special controlled products or they did not provide their production data for this reporting period.

Kindly note that, producers who wash potatoes in Namibia includes: Lourens Le Grange in Kavango; Cobus Coetzee, Hansie van der Merwe, Jan Keyser and Loui Smit in the Karst while in central there is Ludie Kolver and Etienne Jooste. All other producers supplies unwashed or brushed potatoes

Source: NAB, 2021

**Table 3B** shows availability of the expected **Garlic** as *monitored controlled crop* per area, per producer. This table further shows that garlic is only expected to be available in central area. Traders are thus advised to contact producers listed in a table below to place their orders.

Table 3B: THE FIVE MONTHS EXPECTED AVAILABILITY OF THE GARLIC AS MONITORED CROP						
KEY: GARLIC = 						
PERIOD: 01 January to 31 May 2022				Last updated: 19 December 2021		
NAME OF PRODUCER	01-15 Jan 22	16-31 Jan 22	Feb-22	Mar-22	Apr-22	May-22
<b>Central Area</b>						
1	Chrisman Stander					
2	Corne Kuhn					
3	Henk Peters					
4	Jaco Thomas					
5	Wessel Johaness					

Source: NAB, 2021



#### 4. EXPECTED PRODUCTION VS DEMAND ANALYSIS

##### 4.1 TABULATION ANALYSIS

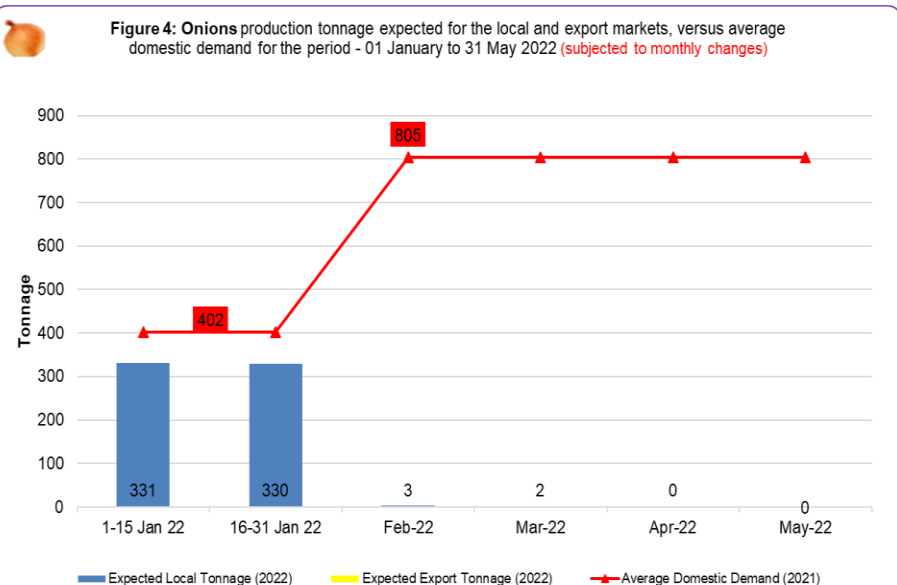
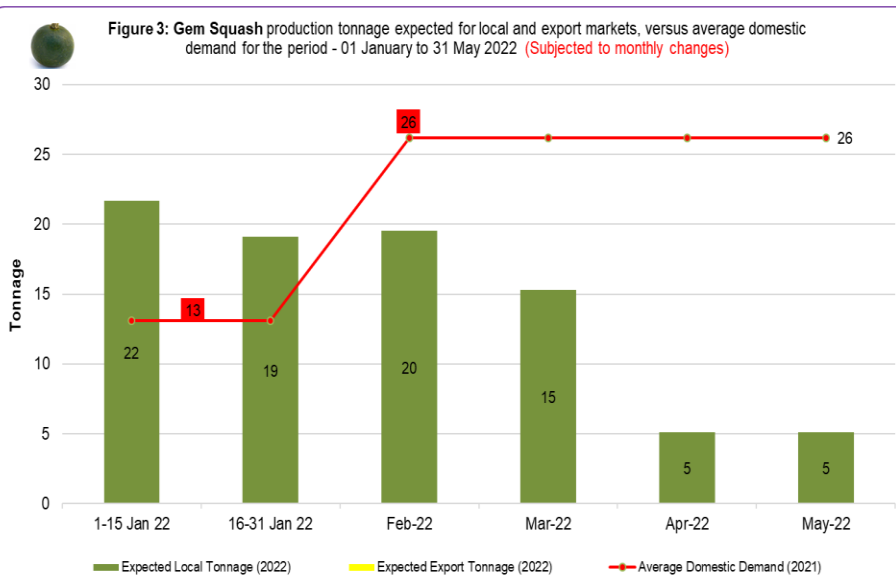
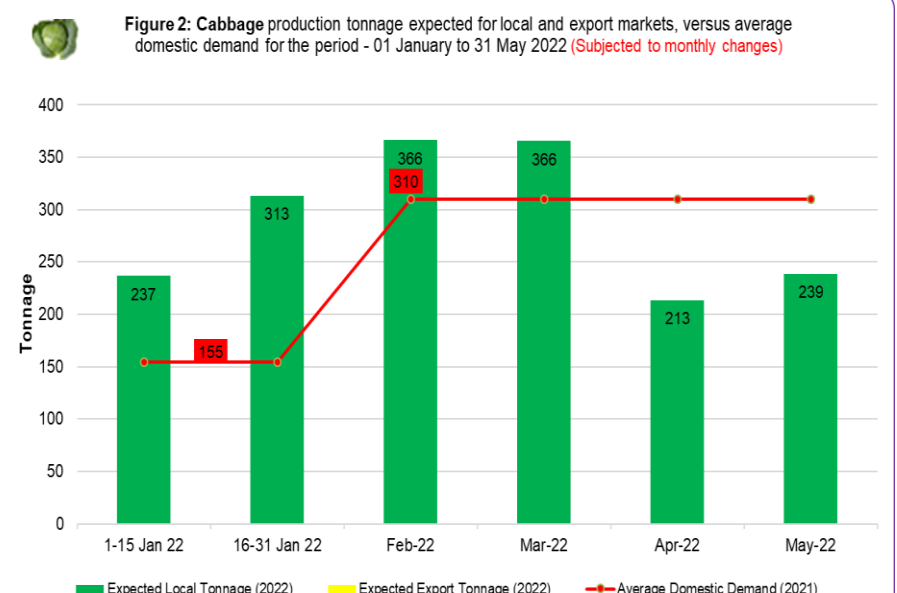
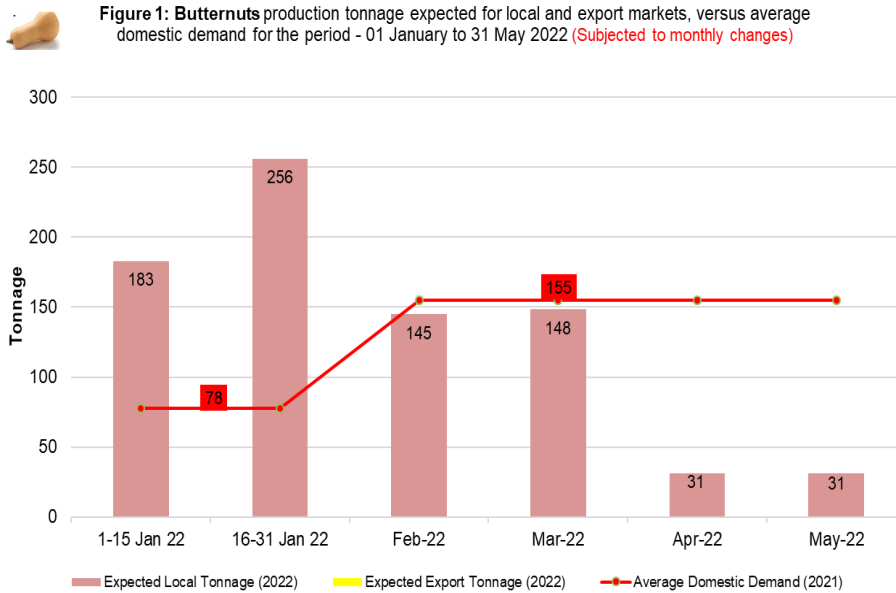
**Table 4** below shows that, the total tonnage expected for butternuts, cabbage, gem squash and pumpkins will be sufficient to satisfy the domestic market in January 2022. **Table 4** further shows that; onions and potatoes are expected to be insufficient for the domestic demand in the whole reporting period.

Table 4: ANALYSIS OF THE EXPECTED TONNAGE FOR DOMESTIC MARKET VERSUS AVERAGE DOMESTIC DEMAND								
Numbers in this table represents tonnage					Last updated: 19 December 2021			
Special Controlled Crops	Expected Surplus or Shortage	01-15 Jan 2022	16-31 Jan 2022	Feb-22	Mar-22	Apr-22	May-22	Total
Butternuts	Expected for domestic market	183	256	145	148	31	31	612
	Average domestic demand	78	78	155	155	155	155	698
	Surplus / shortage	105	179	-10	-7	-124	-124	-85
Cabbage	Expected for domestic market	237	313	366	366	213	239	1497
	Average domestic demand	155	155	310	310	310	310	1393
	Surplus / shortage	82	158	57	56	-96	-71	104
Gem Squash	Expected for domestic market	22	19	20	15	5	5	64
	Average domestic demand	13	13	26	26	26	26	118
	Surplus / shortage	9	6	-7	-11	-21	-21	-54
Onions	Expected for domestic market	331	330	3	2	0	0	335
	Average domestic demand	402	402	805	805	805	805	3622
	Surplus / shortage	-71	-73	-801	-803	-805	-805	-3287
Potatoes	Expected for domestic market	638	638	425	425	1199	476	3162
	Average domestic demand	1,632	1632	3265	3265	3265	3265	14692
	Surplus / shortage	-995	-995	-2840	-2840	-2066	-2789	-11530
Pumpkins	Expected for domestic market	191	175	120	87	23	9	605
	Average domestic demand	43	43	85	85	85	85	425
	Surplus / shortage	149	133	35	2	-62	-77	179

Source: NAB, 2021

## 4.2 GRAPHICAL ANALYSIS

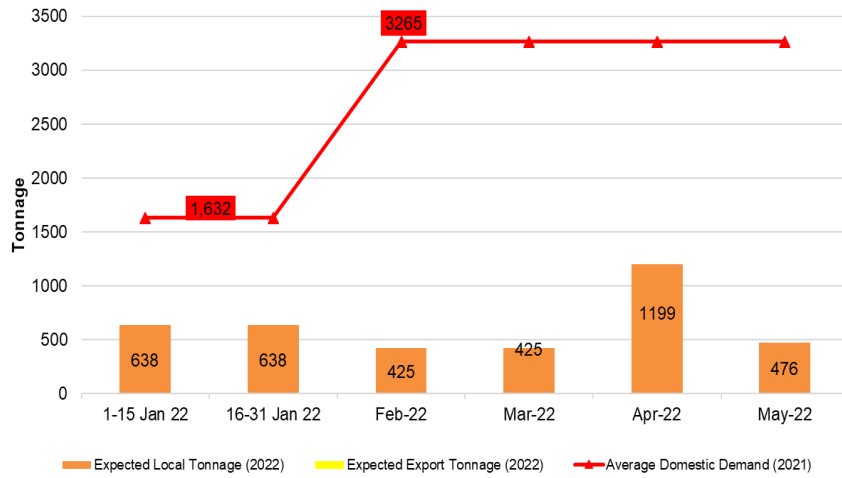
Graphical analysis shows the domestic production tonnage expected for the local and export markets as well as the average domestic demand. **Figure 1, 2, 3 and 6** below shows that the projected production tonnage for butternuts, cabbage, gem squash and pumpkins reserved for local market are expected to be sufficient in January 2022. Whereas, **figure 4 and 5** shows that onions and potatoes are expected to be insufficient during this whole reporting period.



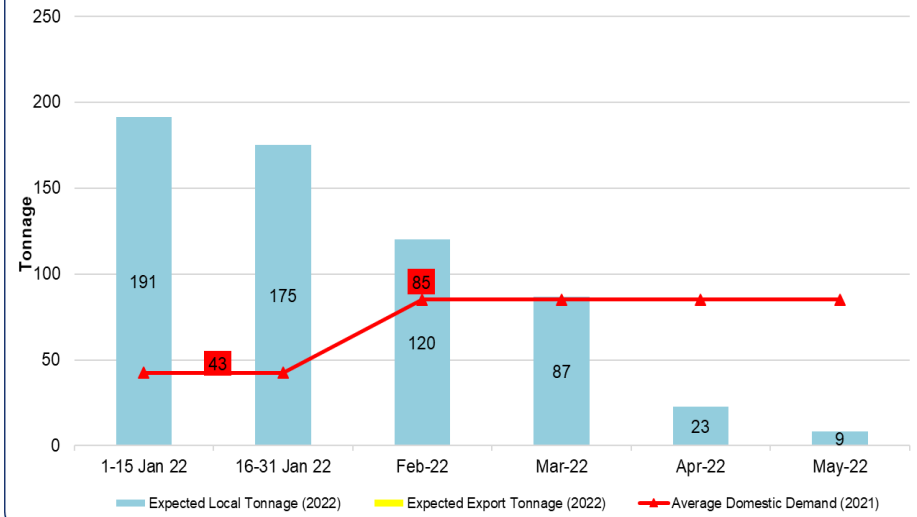
Graphical analysis figures continue...



**Figure 5: Potatoes production tonnage expected for local and export markets, versus average domestic demand for the period: 01 January to 31 May 2022 (Subjected to monthly changes)**



**Figure 6: Pumpkins production tonnage expected for local and export markets, versus average domestic demand for the period - 01 January to 31 May 2022 (Subjected to monthly changes)**

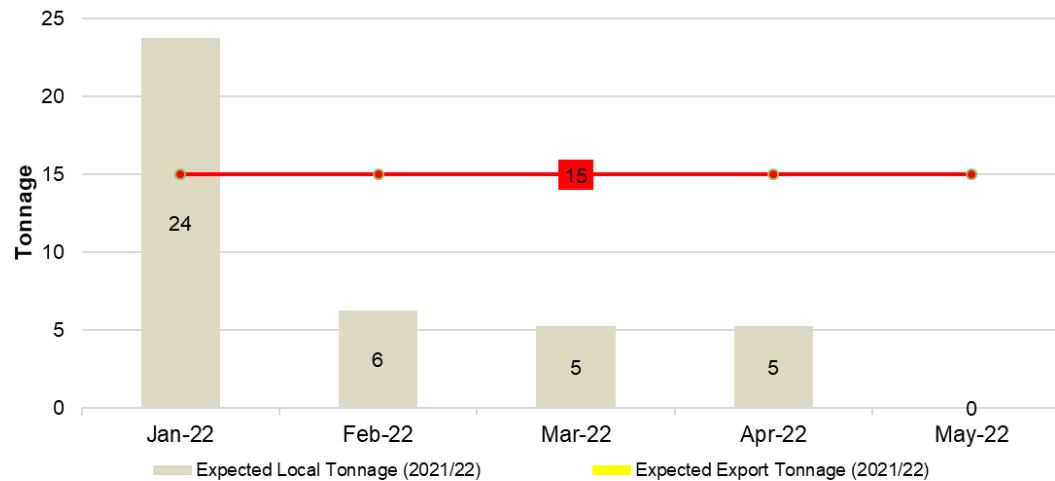


Source: NAB, 2021

Figure A below shows that the projected production tonnage for garlic (as a monitored crop) is expected to be sufficient in January 2022.



**Figure A: Garlic production forecasted for the period - 01 January to 31 May 2022 (Subjected to monthly changes)**



Source: NAB, 2021

